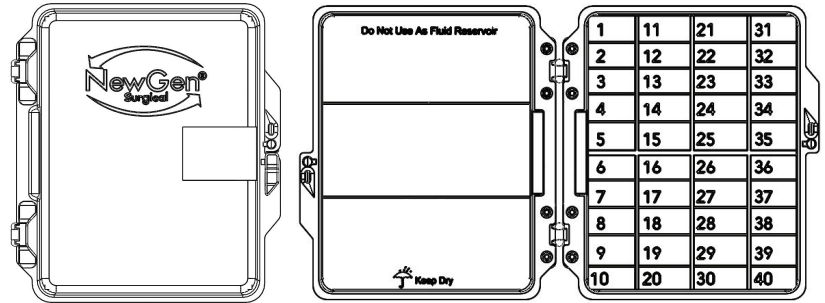


# INSTRUCTIONS FOR USE



## NewGen Surgical Needle Counter

**Please read all information carefully.**



### INSTRUCTIONS FOR USE

[www.newgensurgical.com/ifu](http://www.newgensurgical.com/ifu)

#### Intended Use

The NewGen Surgical Needle Counter is a single-use, sterile device designed to safely facilitate correct count and disposal of needles during surgical procedures.

#### Warnings and Precautions

NewGen Surgical Needle Counters are manufactured with natural materials. With these materials, some discoloration and texture variation may be present; this does not affect the performance, safety, or sterility of the needle counter.

To ensure proper functioning, keep dry. Do not use as a fluid reservoir. Do not submerge or expose the needle counter to water or other liquids.

To ensure secure closure, do not separate needle counter box.

When using needle counters with magnets, caution should be used during procedures with materials or equipment which may be adversely affected by magnetic fields.

The device meets OSHA requirements and ASTM F2132 for puncture resistance. Do not use if damaged.

This device is manufactured and sterilized for single use only.













Do not reuse, reprocess, or resterilize. Reuse, reprocessing, or resterilization may compromise the structural integrity of the device and/or lead to device failure.

Store in a cool, dry place.

Do not use if package is open or damaged.

#### Instructions for Use

1. Remove adhesive backing on the front and back of the needle counter container.
2. Open needle counter and place on flat surface.
3. Place used needles in to container during procedure; one needle per numbered space.
4. Place larger needles on magnetic surface.
5. Securely close needle counter once container is at capacity with needles and/or procedure has ended.
6. Dispose the needle counter in compliance with facility guidelines for disposing of sharps.

	Sterilized using ethylene oxide		Catalog number
	See Instructions for Use		Keep dry
	Do not reuse		Do not use if package is opened or damaged
	Batch code		Latex free
	Use by YYYY-MM-DD or YYYY-MM		DEHP free
	Manufacturer		PVC free

 NGSNC40FM-90NS, NGSNC60M-90NS, NGSNC80F-90NS, NGSNC40FMA-90NS, NGSNC60MA-90NS, NGSNC80FA-90NS, NGSNC40FMA-48

US Patent D804053



NewGen Surgical, Inc.  
San Rafael, CA 94901 USA  
855.295.4500  
www.newgensurgical.com

© 2017 NewGen Surgical, Inc.  
Manufactured in China  
45-0504-C

